



## Live Result Setup

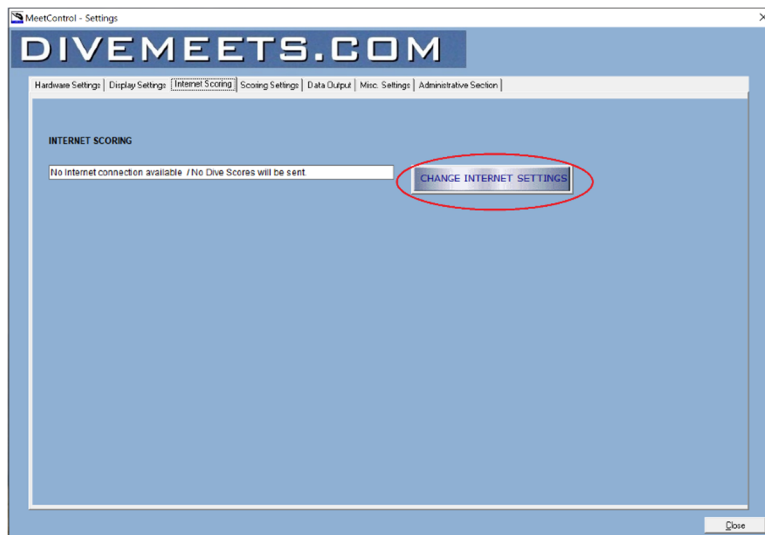
The screenshot shows the 'MeetControl - Main' window. At the top, the 'DIVEMEETS.COM' logo is displayed. Below it, there are three tabs: 'SETTINGS' (highlighted with a red circle), 'SCOREKEEPER', and 'REGISTRATION TABLE'. A table lists various meets with columns for 'Meet', 'Description', 'Sponsor', 'Start Date', and 'End Date'. Below the table are buttons for 'EVENTS MANAGER', 'DATA MANAGER', 'JUDGE PANEL MANAGER', 'USERS MANAGER', and 'DELETE MEET'. A 'CHECK MEET' button is also present. On the left, there is a 'FINA DD CALCULATOR' with a 'Dive' dropdown and 'GET DD', 'RESET', and 'FINA DD CALCULATOR' buttons. Below this is a table for 'Total DD' with columns for '1 m', '3 m', '5 m', '7.5 m', and '10 m'. On the right, there are sections for 'SOFTWARE BACKGROUND' (with a 'LIGHT BLUE' dropdown), 'SPLIT EVENTS SETTINGS' (with a 'TABLE: MASTER BOARD' dropdown and a 'SET TABLE/BOARD' button), and 'RECENT UPGRADES' (with a list of updates and a 'Testing New Version' button). The bottom status bar shows 'Database: 16.6', 'Executable: 16.6', and 'Copyright MeetControl LLC 2004-2020 Ver. 16.6'.

Meet	Description	Sponsor	Start Date	End Date
<input type="checkbox"/>	1 Test Meet	DiveMeets.com	04/05/20	04/06/20
<input type="checkbox"/>	5913 2019 USADiving Junior Region 7 Championships	Hosted by Wind City Diving Team	04/27/20	04/28/20
<input type="checkbox"/>	6605 UL vs UCIN	UL	02/08/20	02/08/20
<input type="checkbox"/>	6731 PUR Intrasquad Meet Day 1	PUR	11/19/20	11/19/20
<input checked="" type="checkbox"/>	6675 ND vs WVU	ND	01/28/21	01/28/21

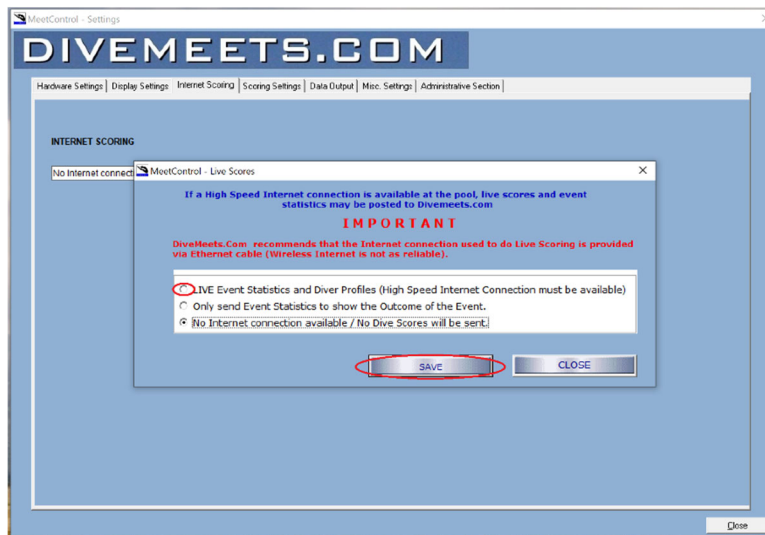
From the software main menu click on settings

The screenshot shows the 'MeetControl - Settings' window. At the top, the 'DIVEMEETS.COM' logo is displayed. Below it, there are several tabs: 'Hardware Settings', 'Display Settings', 'Internet Scoring' (highlighted with a red circle), 'Scoring Settings', 'Data Output', 'Misc. Settings', and 'Administrative Section'. The 'Internet Scoring' tab is active, showing a 'JUDGE' section with a 'No Judge Pads/No Console' dropdown and a 'CHANGE PADS SETTINGS' button. Below this is a 'SCORE PRINTER' section with a 'No Score Table Printer will be used.' dropdown and a 'CHANGE PRINTER SETTINGS' button. A note states: '(Note: This is the thermal printer connected to the serial port. Not the regular printer you connect to the USB port to print reports etc. The USB printer does not need any)'. Below this is a 'VIDEO ANALYSIS' section with a dropdown and a 'CHANGE VIDEO' button. At the bottom, there is a 'Register MSComm DLL' button. The bottom right corner has a 'Close' button.

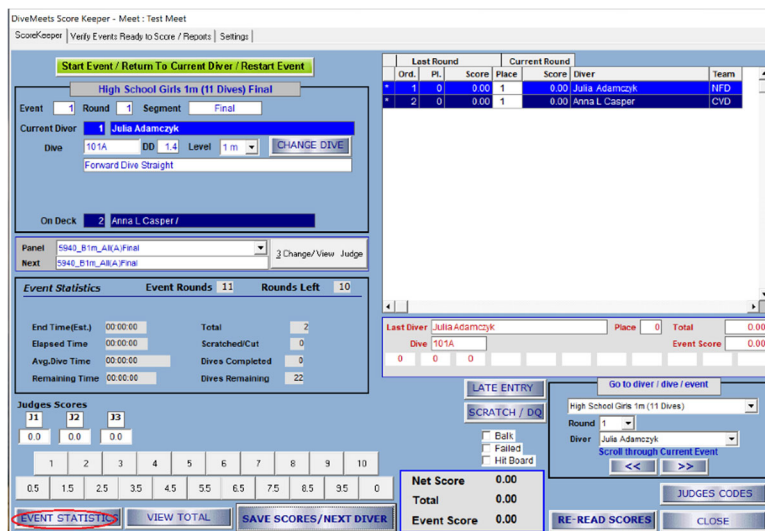
Click on "Internet Scoring" tab



Click “Change Internet Settings”



Click on “Live Event Statistic and Diver Profiles” button then save



**While running the event(s) ensure the event statistics page is running in the background**